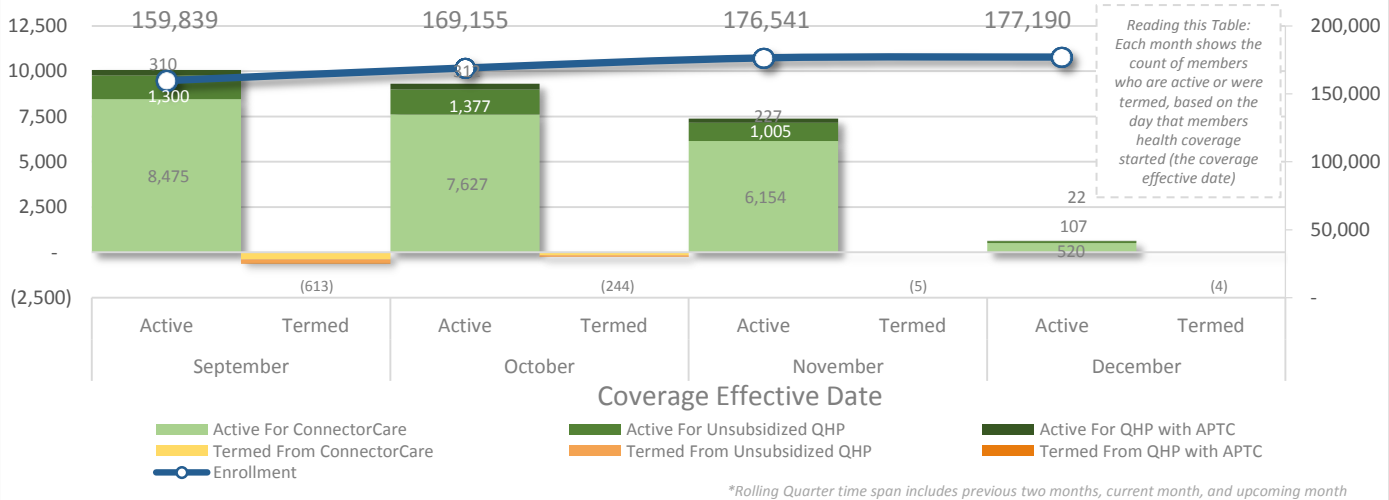


CCA Board Report Metrics



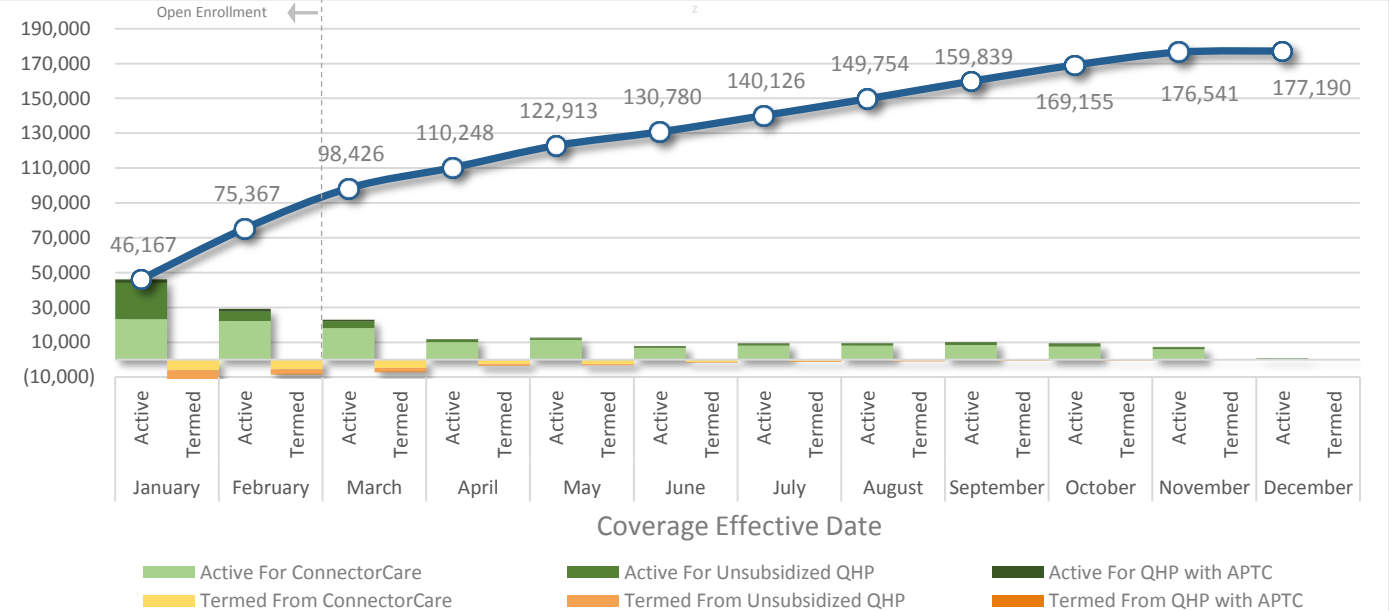
*Reporting period through October 31st
Source: Dell Financial Management System (FMS) - November 2, 2015

Total Non-Group Medical Enrollment: Current Rolling Quarter*



- "Active" is defined as the number of effectuated members based on when their coverage starts (coverage effective date), including those who have been retro- or prospectively-enrolled. For example, a member who enrolls in March for a policy starting April 1 will appear in the April active count.
- "Termed" is defined as the number of members who have left coverage based on when their coverage started (coverage effective date), including those who have been retro- or prospectively-termed. For example, a member enrolled in a policy with a March 1 coverage effective date who then terminates coverage in July will appear in the March termed count.
- The enrollment line shows the cumulative number of effectuated members, as of the date of this report.

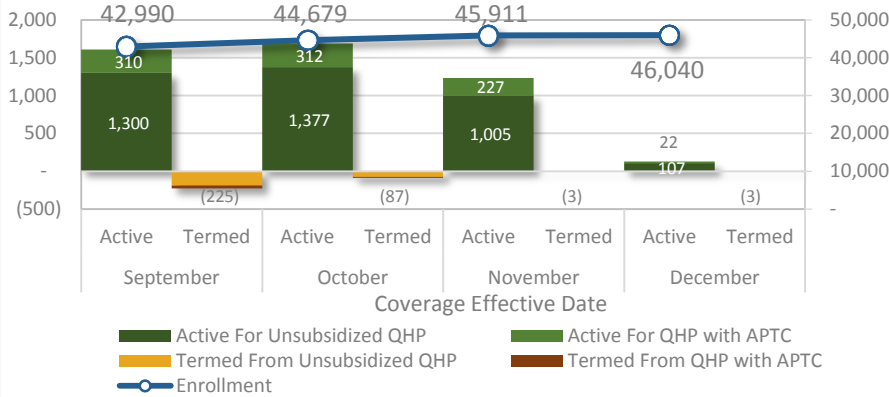
Total Non-Group Medical Enrollment: Year to Date



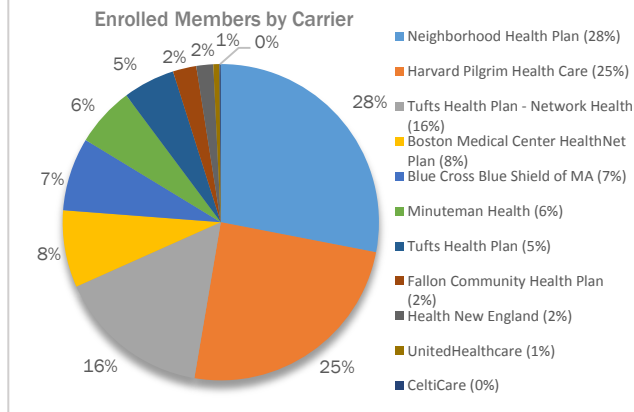
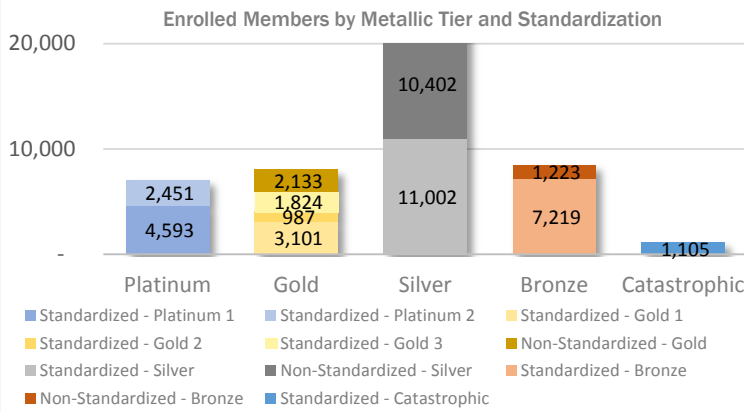
- 177,190 individuals are enrolled in non-group medical coverage
 - These members are enrolled in Unsubsidized QHP (38,551), Subsidized QHP with APTC (7,489), and ConnectorCare (131,150) medical plans
- 38,787 individuals have left non-group medical coverage this year
 - These members were enrolled in Unsubsidized QHP (12,313), Subsidized QHP with APTC (1,894) and ConnectorCare (24,580) medical plans

Note: This report is based on the latest available membership information as it appears in the CCA Financial Management System. Normal member activity (e.g., retroactive enrollment, account changes) may result in adjustments to figures reported in prior versions of the Board Report Metrics.

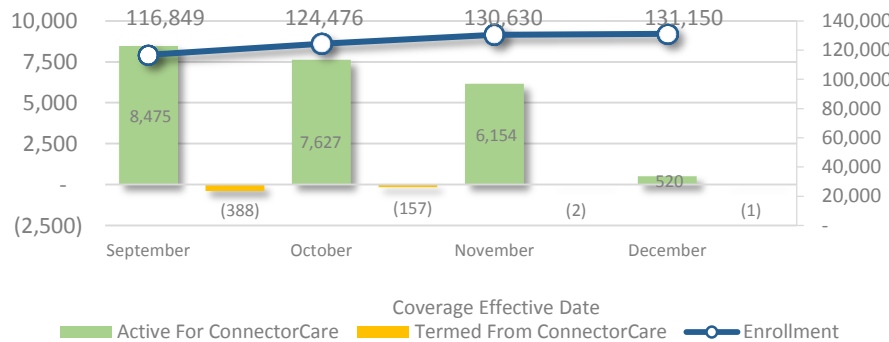
Non-Group Medical Enrollment – Unsubsidized QHP and APTC



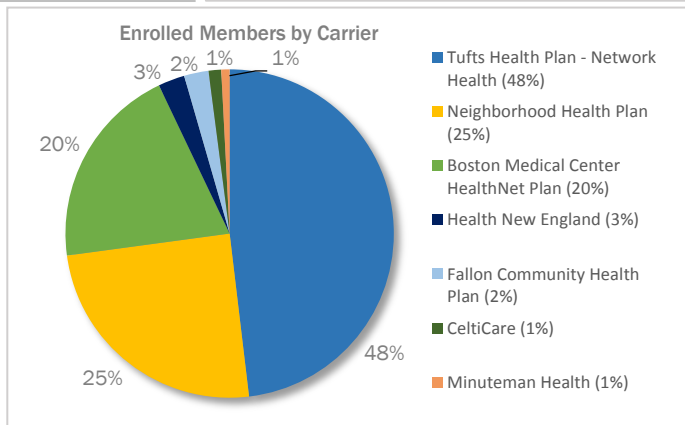
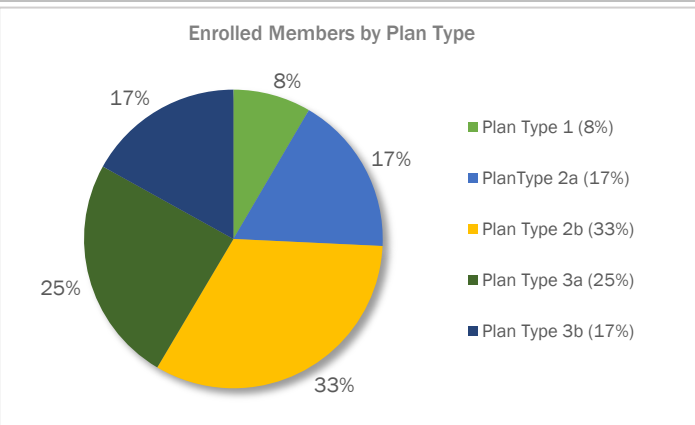
- 46,040 individuals are enrolled in non-group medical Unsubsidized QHP (38,551) or QHP with APTC (7,489) plans.
- 46% of enrolled Unsubsidized QHP and APTC members have selected a Standardized or Non-Standardized Silver plan.
- 53% of members are enrolled in either Neighborhood Health Plan or Harvard Pilgrim Health Care, with all other carriers each representing less than 20% of the enrolled population.



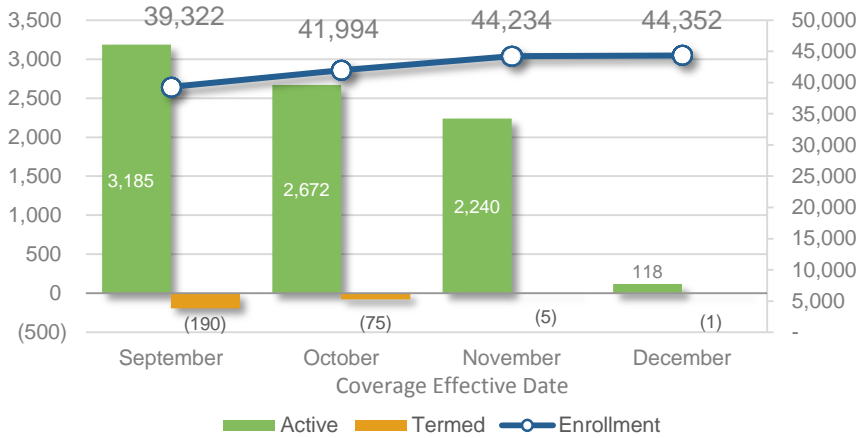
Non-Group Medical Enrollment – ConnectorCare



- 131,150 individuals are enrolled in non-group medical ConnectorCare plans.
- 92% of enrolled ConnectorCare members have selected plan types 2 and 3.
- 93% of members are enrolled in one of three carriers: Tufts Health Plan – Network Health (48%), Neighborhood Health Plan (25%) and Boston Medical Center HealthNet (20%).

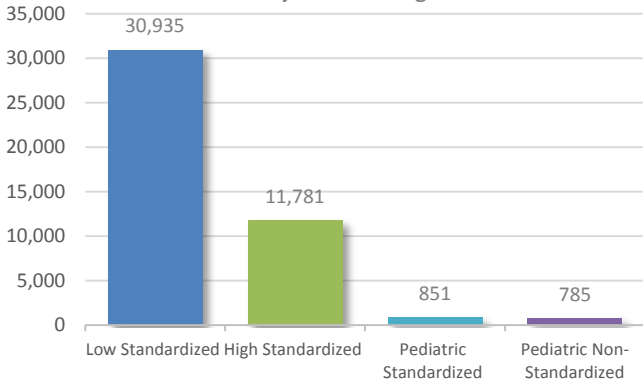


Non-Group Dental Enrollment

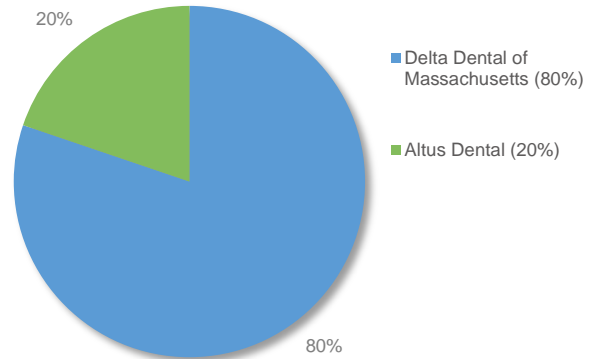


- 44,352 individuals are enrolled in non-group dental plans.
- 70% of enrolled dental members have selected Low Standardized plans.
- 80% of these individuals are enrolled in Delta Dental of Massachusetts plans, with Altus Dental representing the remaining enrolled population.

Enrollment by Benefit Configuration



Enrolled Members by Carrier

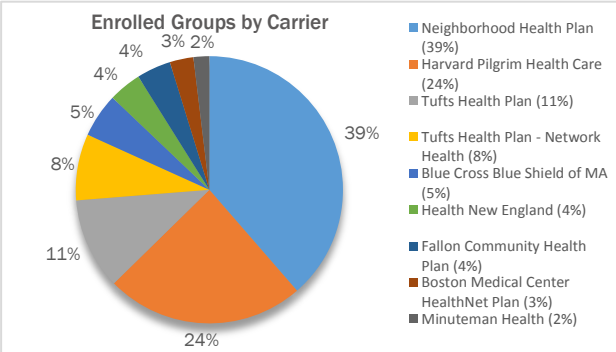
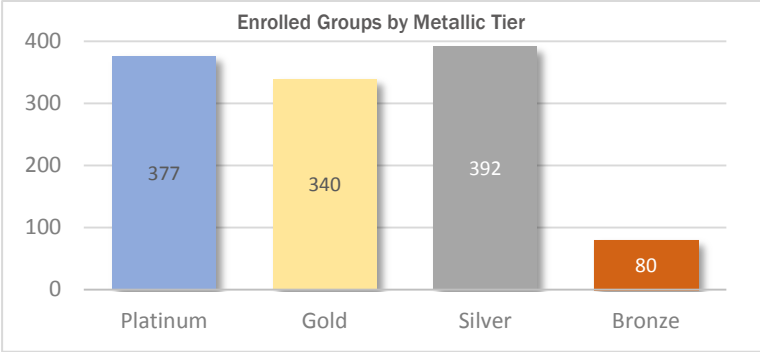
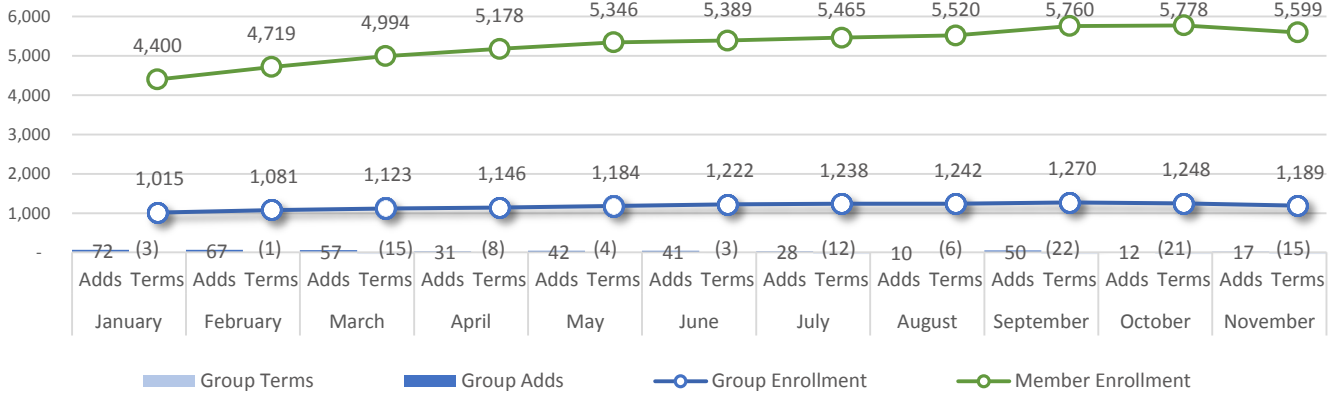


CCA Board Report Metrics

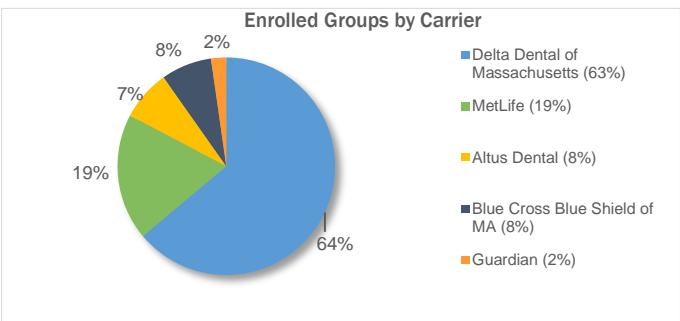
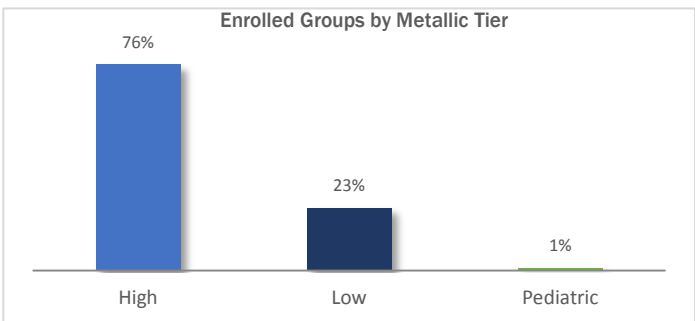
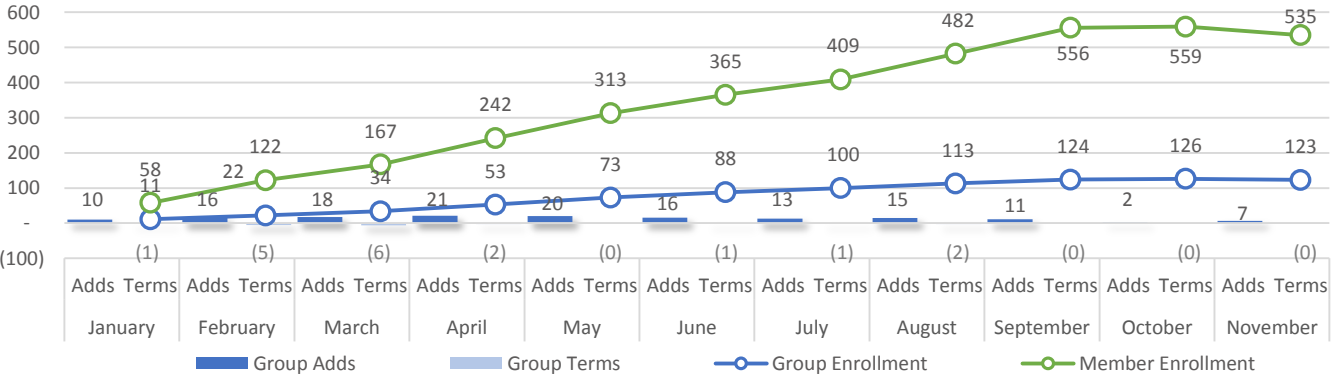


*Reporting period through October 31st
 Source: SBSB SHOP Database - November 1, 2015

Small Group Medical Enrollment**



Small Group Dental Enrollment**



Note:

- November counts do not include BCBS membership and reference a subset of data resulting in preliminary enrollment counts
- Group adds and terms represent a point-in-time snapshot of small group membership and may not include membership retroactivity.