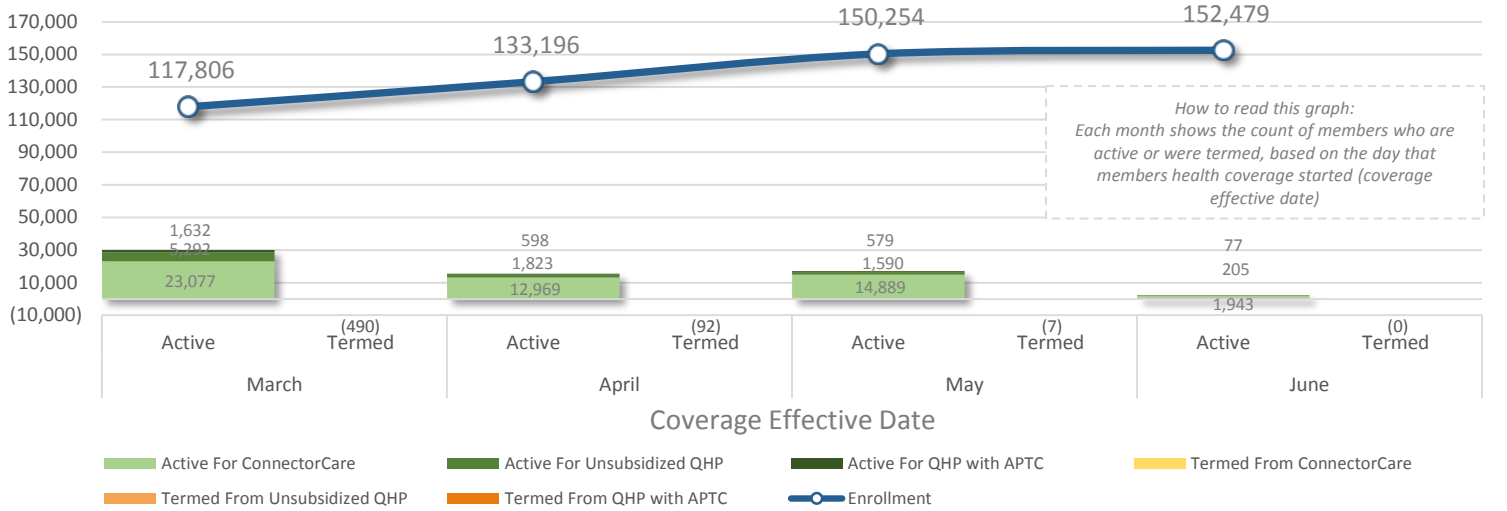


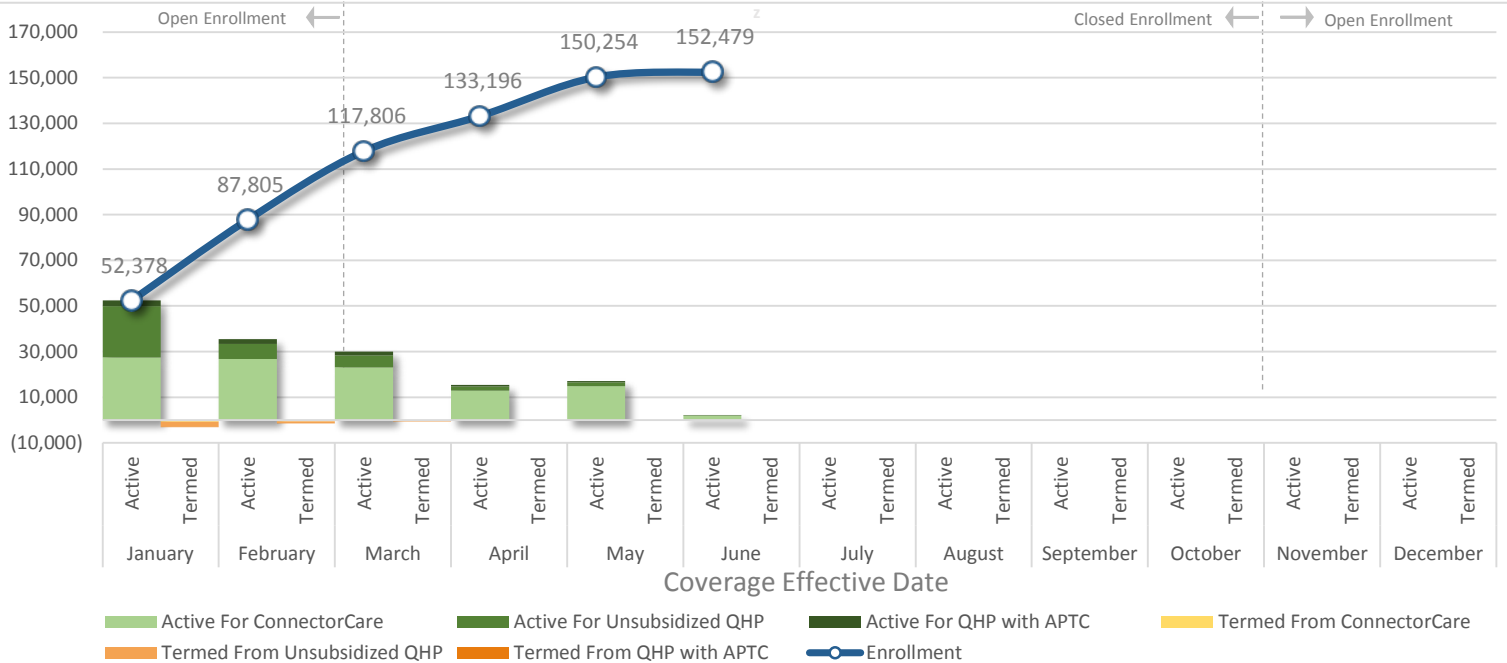
\*Reporting period through April 30  
Source: Dell Financial Management System (FMS) - May 1, 2015

## Total Non-Group Medical Enrollment: Current Rolling Quarter\*



- "Active" is defined as the number of members currently enrolled based on when their coverage started (coverage effective date), including those who have been retro- or prospectively-enrolled. For example, a member who enrolls in March for a policy starting April 1 will appear in the April active count.
- "Termed" is defined as the number of members who have left coverage based on when their coverage started (coverage effective date), including those who have been retro- or prospectively-terminated. For example, a member enrolled in a policy with a March 1 coverage effective date who then terminates coverage in July will appear in the March termed count.
- The enrollment line shows the cumulative number of enrolled members, by coverage effective date, as of the date of this report.

## Total Non-Group Medical Enrollment: Year to Date



- 152,479 individuals are actively enrolled in non-group medical coverage. This represents a 1.48% increase from the previous month.
  - These members are enrolled in Unsubsidized QHP (37,911), Subsidized QHP with APTC (7,368), and ConnectorCare (107,200) medical plans.
- 5,019 individuals have left non-group medical coverage this year.
  - These members were enrolled in Unsubsidized QHP (3,212), Subsidized QHP with APTC (221) and ConnectorCare (1,586) medical plans.

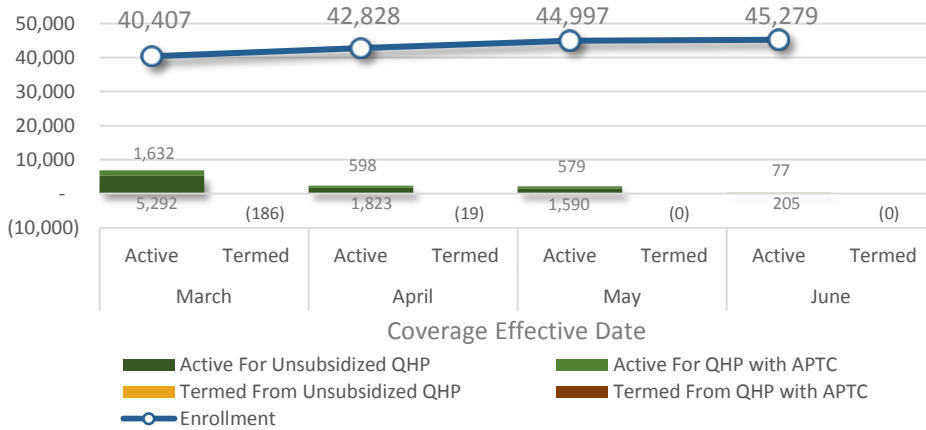
Note: This report is based on the latest available membership information as it appears in the CCA Financial Management System (FMS). Normal member activity (e.g., retroactive enrollment, account changes) may result in adjustments to figures reported in prior versions of the Board Report Metrics.

# CCA Board Report Metrics



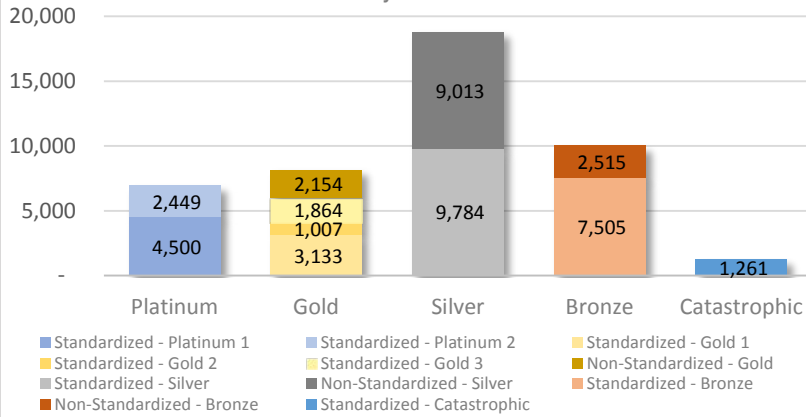
\*Reporting period through April 30  
Source: Dell Financial Management System (FMS) - May 1, 2015

## Non-Group Medical Enrollment - Unsubsidized QHP and APTC

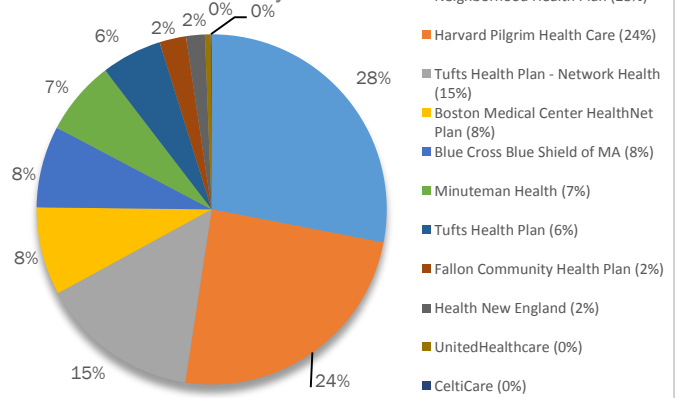


- 45,279 individuals are actively enrolled in non-group medical Unsubsidized QHP (37,911) or QHP with APTC (7,368) plans. This is a .63% increase from the previous month.
- 42% of enrolled Unsubsidized QHP and APTC members have selected a Standardized or Non-Standardized Silver plan.
- 52% of members are enrolled in either Neighborhood Health Plan and Harvard Pilgrim Health Care plans, with all other carriers each representing less than 20% of the enrolled population.

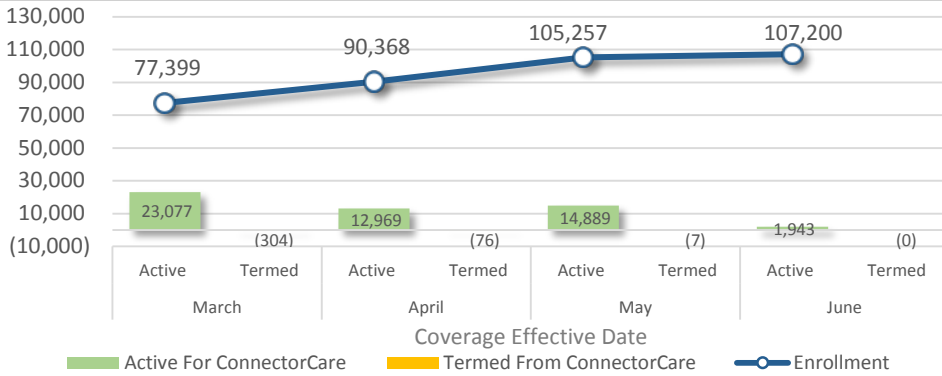
### Enrolled Members by Metallic Tier and Standardization



### Enrolled Members by Carrier

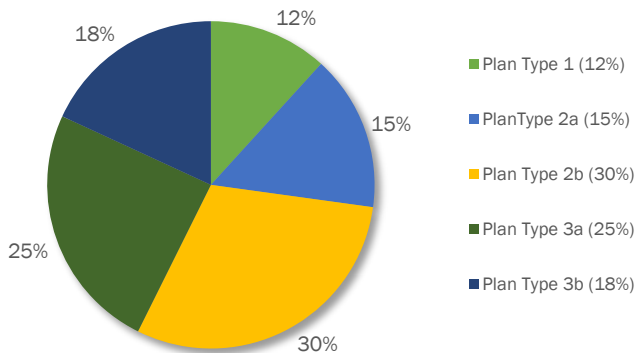


## Non-Group Medical Enrollment - ConnectorCare

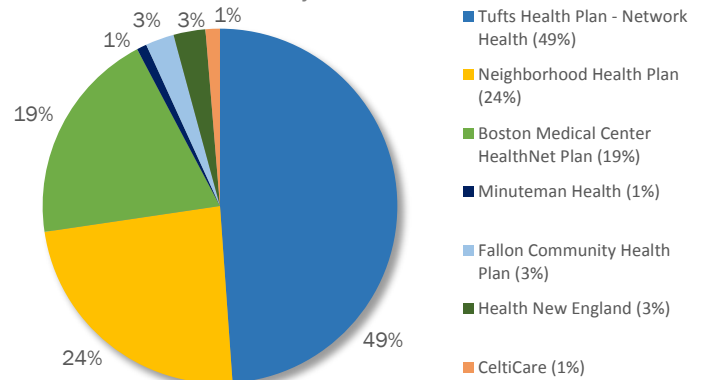


- 107,200 individuals are actively enrolled in non-group medical ConnectorCare plans. This is a 1.85% increase from the previous month.
- 88% of enrolled ConnectorCare members have selected plan types 2 and 3.
- 92% of members are enrolled in one of three carriers: Tufts Health Plan - Network Health, Neighborhood Health Plan and Boston Medical Center HealthNet.

### Enrolled Members by Plan Type

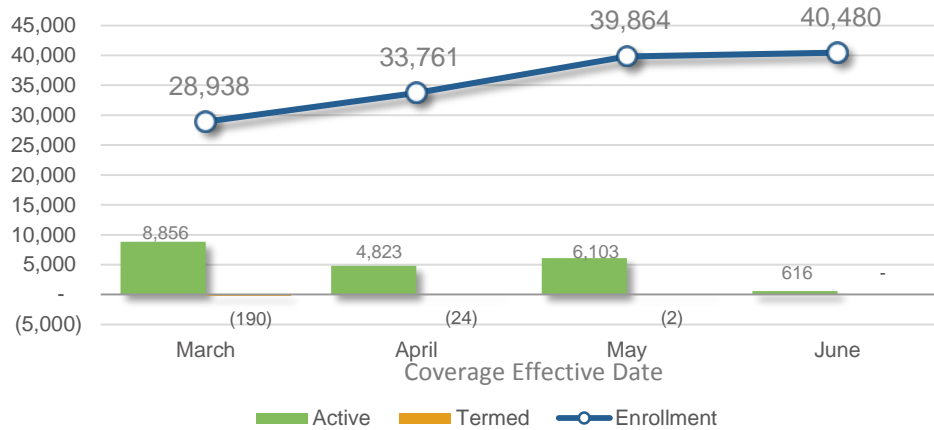


### Enrolled Members by Carrier



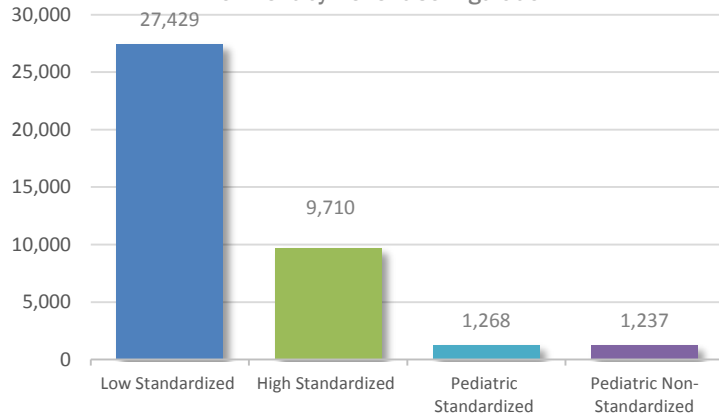
\*Reporting period through April 30  
Source: Dell Financial Management System (FMS) - May 1, 2015

**Non-Group Dental Enrollment**

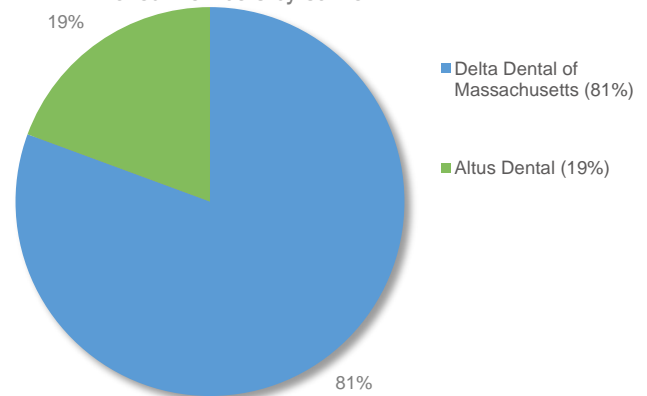


- 40,480 individuals are actively enrolled in non-group dental plans. This is a 1.55% increase from the previous month.
- 69% of enrolled dental members have selected Low Standardized plans.
- 81% of these individuals are actively enrolled in Delta Dental of Massachusetts plans, with Altus Dental representing the remaining enrolled population.

**Enrollment by Benefit Configuration**



**Enrolled Members by Carrier**

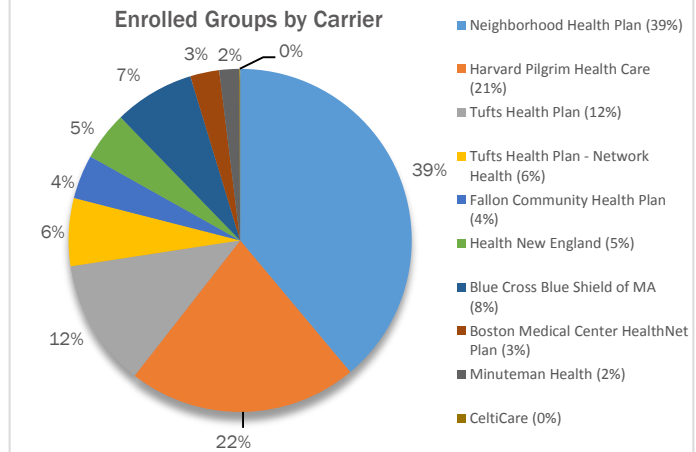
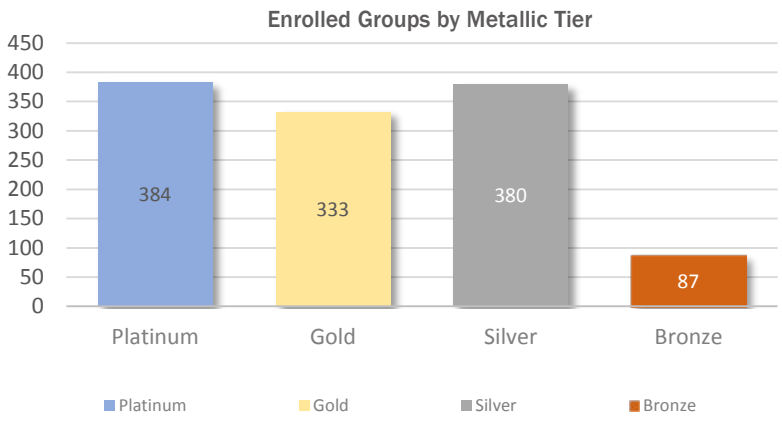
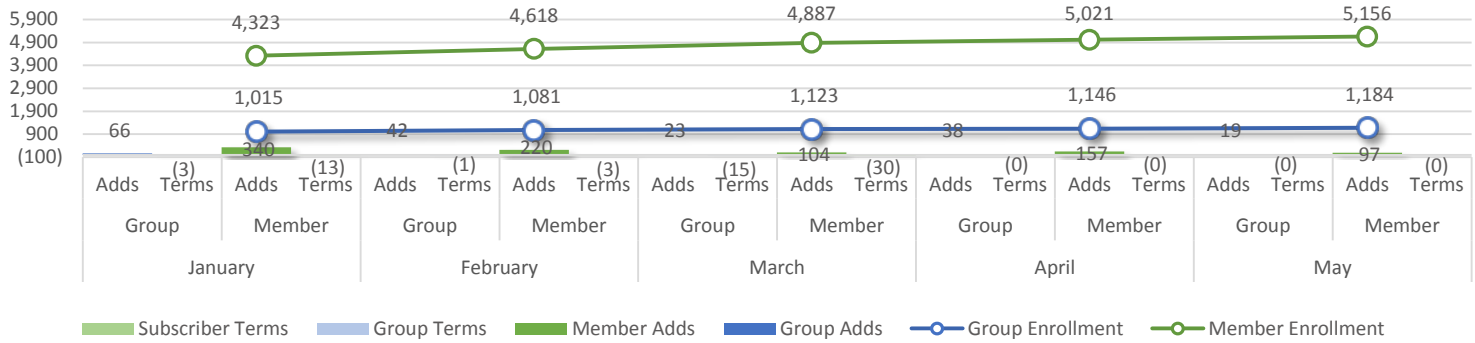


# CCA Board Report Metrics



\*Reporting period through April 30  
Source: SBSB SHOP Database - May 1, 2015

## Small Group Medical Enrollment



**Note:**

- April and May counts do not include BCBS membership and reference a subset of data resulting in preliminary enrollment counts.
- Medical adds and terms represent a point-in-time snapshot of small group membership and may not include membership retroactivity.
- Medical termination counts are only available at a subscriber level at this time.

## Small Group Dental Enrollment

