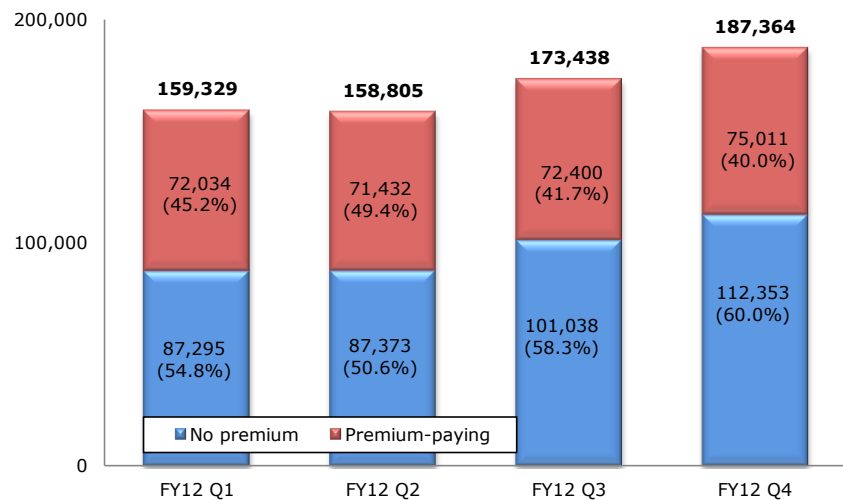


I. Commonwealth Care

Overall Commonwealth Care membership has increased in Q4FY12, compared to Q3FY12 due to the continued reintegration of the AWSS population. The vast majority of these new AWSS members are Plan Type 1 members who are not required to pay a premium, thus, resulting in an increase in the non-premium paying percentage of members. In addition, Network Health has continued to have the largest membership of all Commonwealth Care MCOs for the 4th straight quarter.

CommCare Chart 1: Quarterly total enrollment for FY12 Q4

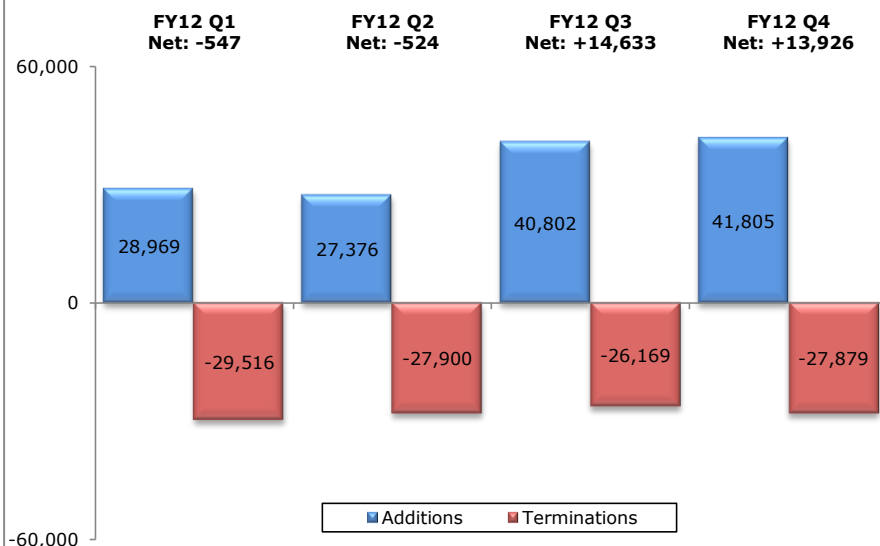
Net enrollment increased by about 8% between the third and fourth quarters of FY12. This is primarily due to the continued reintegration of AWSS members into CommCare. Percentage enrollment by non-premium paying members continued to increase in FY12 Q4.



CommCare Chart 2: Quarterly Additions/Terminations (excluding plan changes) for FY12 Q4

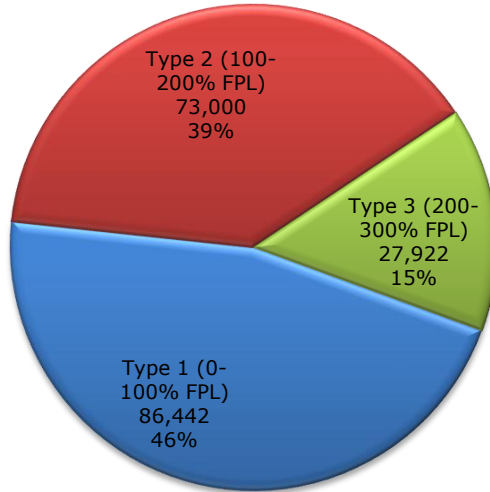
Net enrollment continued to increase from FY12 Q3 as a result of the continued reintegration of AWSS members into CommCare.

Gross terminations remained within the historical range.



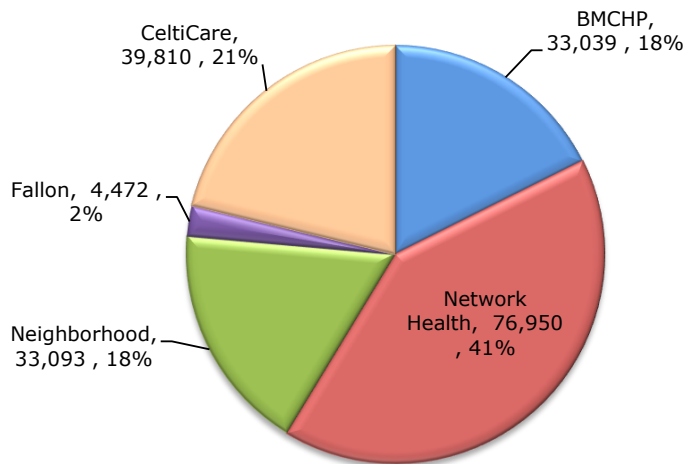
**CommCare Chart 3:
Enrollment by Plan Type for
FY12 Q4**

The percentage of members by Plan Type has not changed significantly.



**CommCare Chart 4:
Enrollment by MMCO for
FY12 Q4**

Percentage enrollment in CeltiCare has not changed significantly in FY12 Q4. Percentage enrollment in Network Health increased by approximately 4.1% and BMCHP enrollment declined by approximately 2.7%.



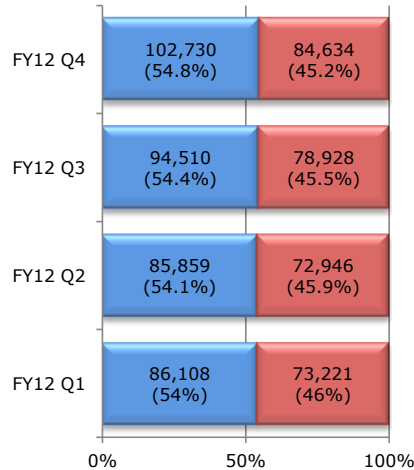
**CommCare Chart 5:
A. Quarterly enrollment by
gender for FY12 Q4**

Membership by gender remains consistent.

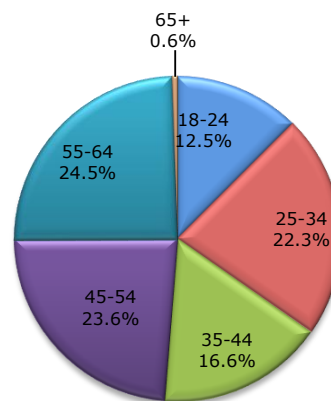
B. Enrollment by age for FY12 Q4

Percentage enrollment by age cohort did not change significantly.

Members



Members



II. Commonwealth Choice

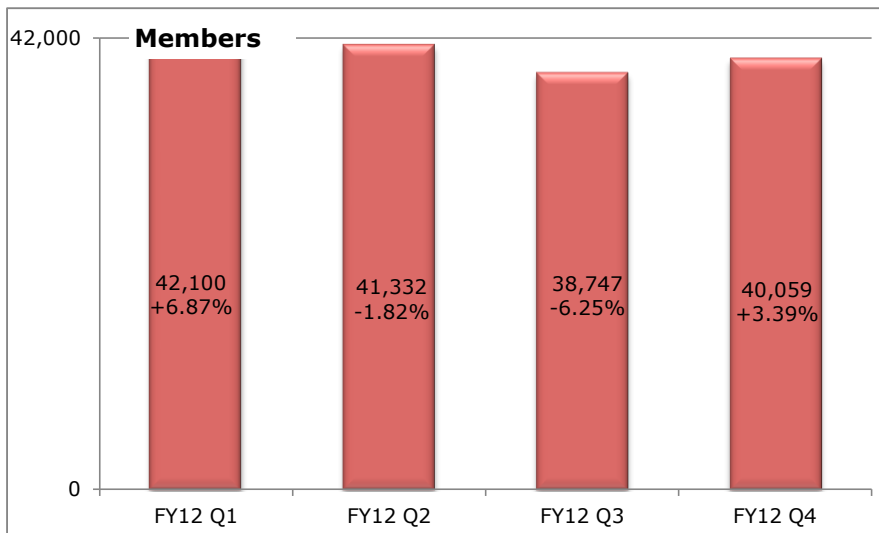
As of June 2012, total enrollment for CommChoice is 40,059 paid members (27,280 paid subscribers and 12,779 dependents).

Enrollment increased 3.4% from the previous quarter by 1,312 members. This small increase in enrollment is primarily due to individuals and families joining during the closed enrollment period.

As of June 2012, there were 1,680 small businesses enrolled in Business Express, representing 2,489 employees. This represents a small increase from the previous quarter.

**CommChoice Chart 1:
Quarterly total enrollment for
FY12 Q4**

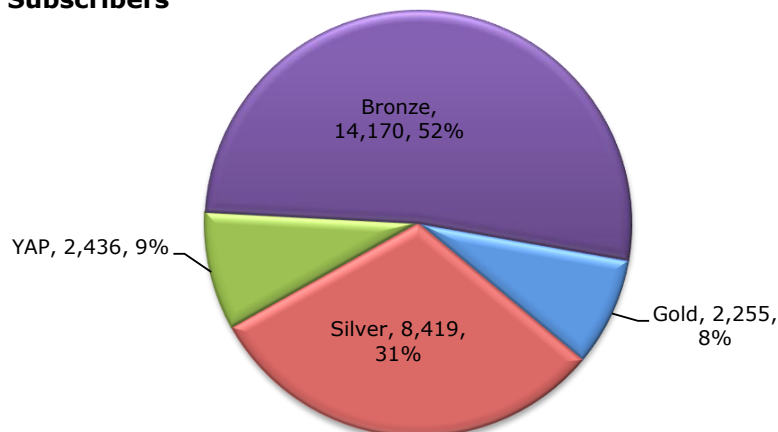
Total enrollment increased in
FY12 Q4.



**CommChoice Chart 2:
Enrollment by Benefit Level
for FY12 Q4**

Percentage enrollment by benefit
level did not change significantly
from FY12 Q3. The Bronze tier
continues to retain roughly half
of total membership.

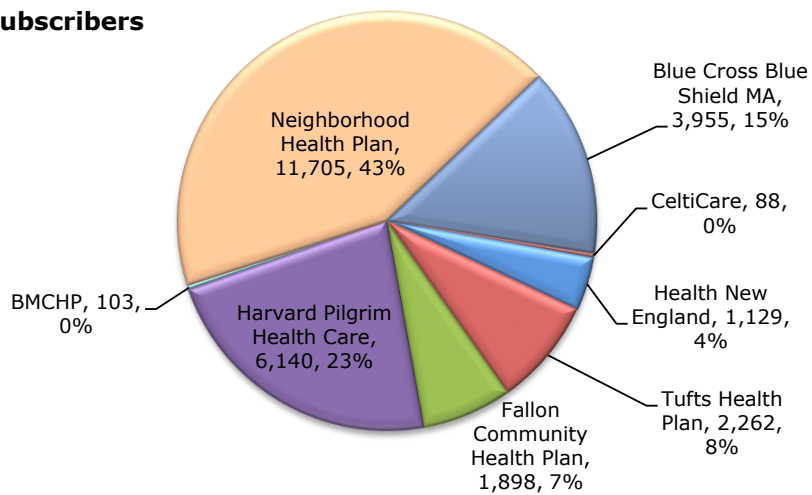
Subscribers



**CommChoice Chart 3:
Enrollment by Health Plan for
FY12 Q4**

On November 1, 2011, BMCHP became the eighth carrier to participate in CommChoice. New subscribers were able to enroll in BMCHP for coverage effective as early as January 1, 2012. As of the end of FY12 Q4, 103 subscribers have enrolled in BMCHP. Enrollment in the other plans has not changed significantly.

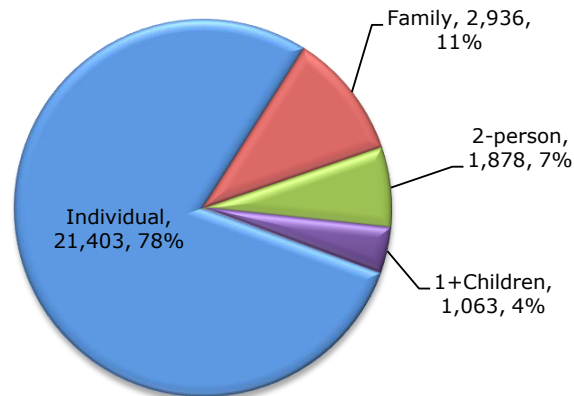
Subscribers



**CommChoice Chart 4:
Enrollment by Rate Basis
Type for FY12 Q4**

Individual coverage remains the top-selling rate basis type by far.

Subscribers




**CommChoice Chart 5:
A: Quarterly enrollment by
gender for FY12 Q4**

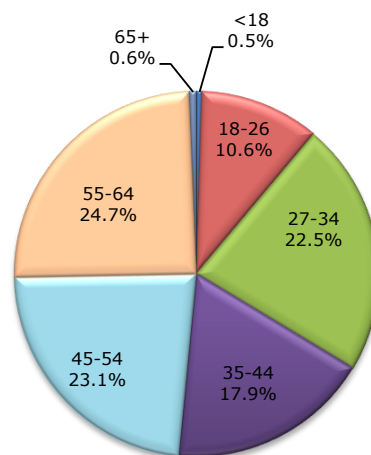
Subscribership by gender remains consistent.

**B: Enrollment by age for
FY12 Q4**

While the percentage enrollment by adults age 55-64 has increased slightly since FY12 Q3, the majority of members continue to be younger - about 52% are under age 45.

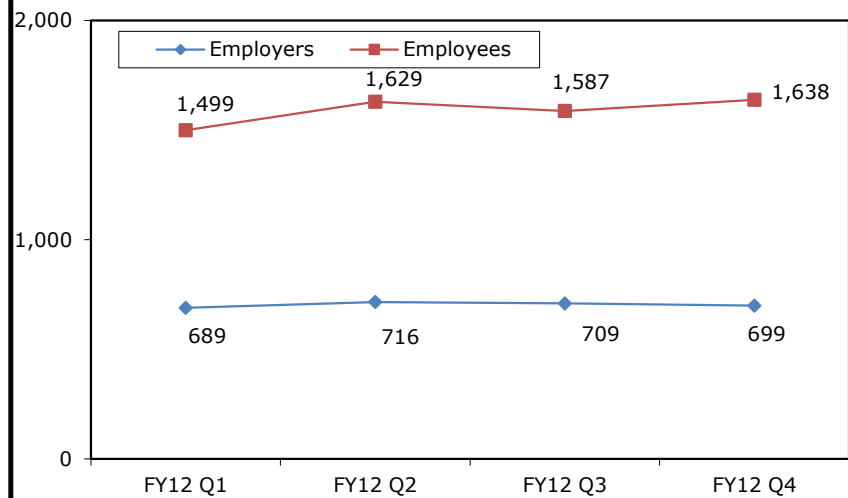


Subscribers



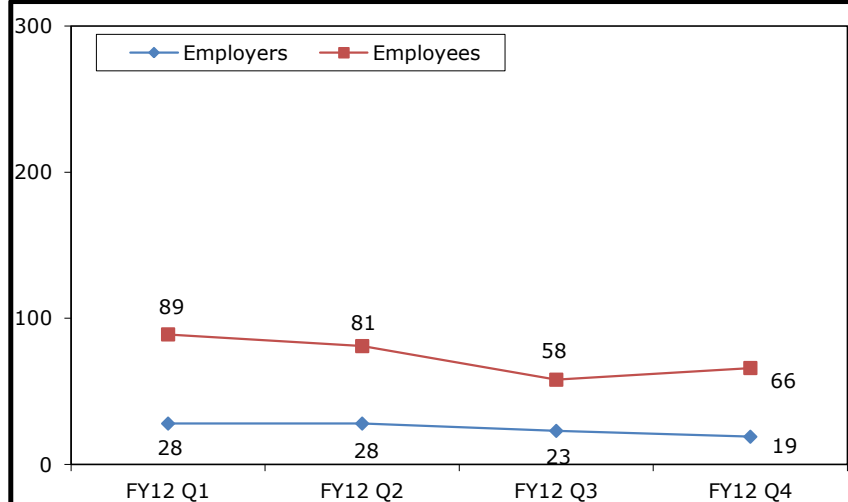
CommChoice Chart 6: Quarterly Voluntary Plan Enrollments for FY12 Q4

Employer and employee participation in the Voluntary Plan did not change significantly from FY12 Q3.



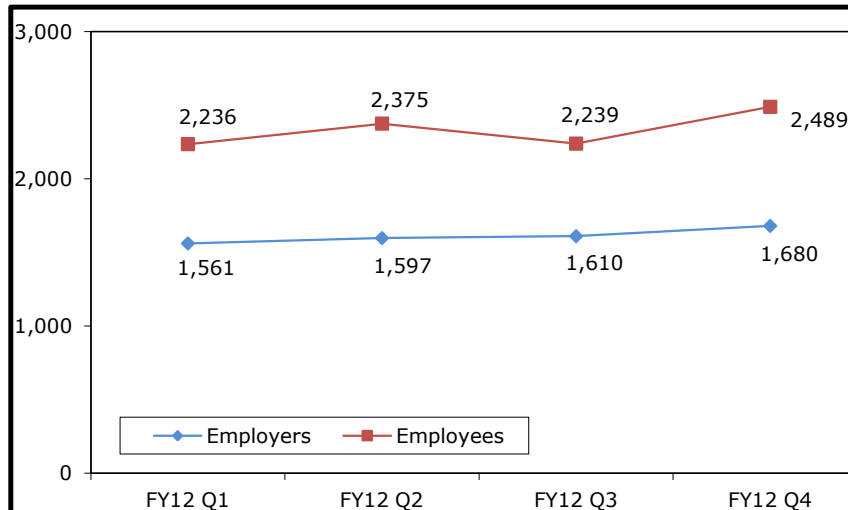
CommChoice Chart 7: Quarterly Contributory Plan Enrollments for FY12 Q4

Effective April 1, 2012, the Contributory Plan is closed to new and renewing employer groups and their employees. Eligible employers have the option to renew into Business Express.



CommChoice Chart 8: Quarterly Business Express Enrollments for FY12 Q4

Employer participation in Business Express grew since FY12 Q3.



**CommChoice
Chart 9: Quarterly
Enrollment by
Product Type for
FY12 Q4**

Non-group enrollment continues to retain over three-quarters of total membership.

YAP enrollment increased slightly in FY12 Q4.

Enrollment in the other products did not change significantly since FY12 Q3.

